



J THOMAS & COMPANY PRIVATE LIMITED

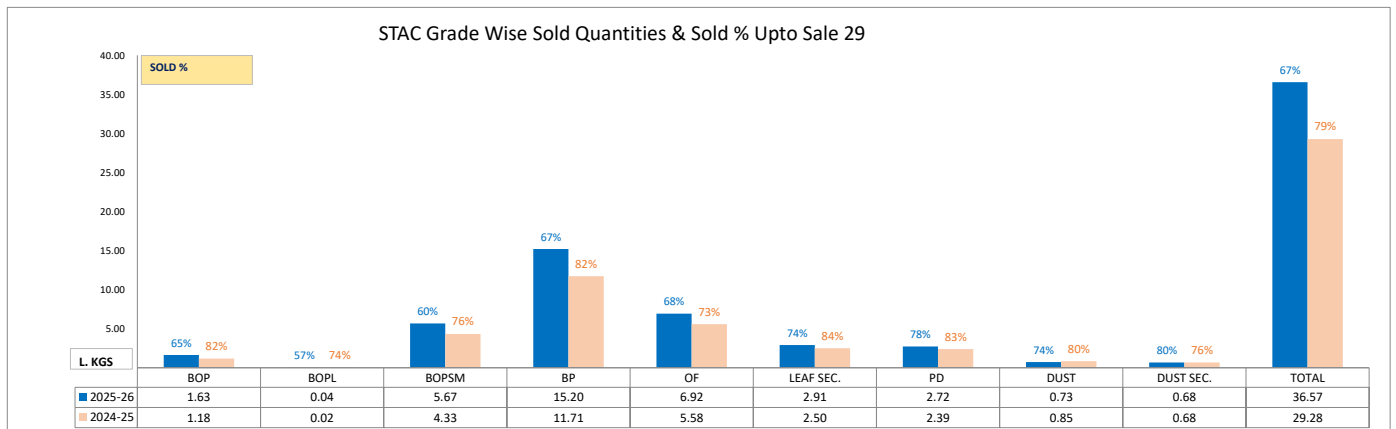
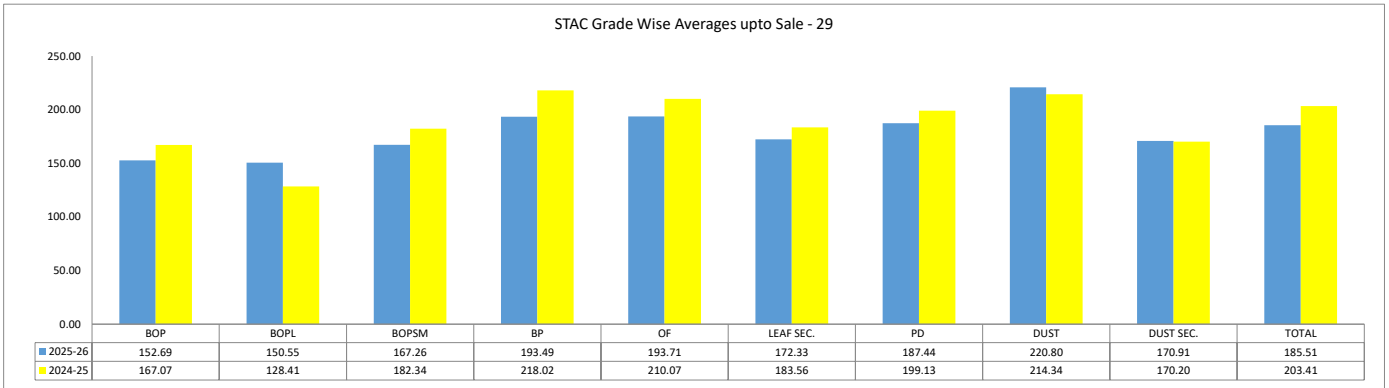
SILIGURI MARKET SYNOPSIS - SALE 29 (2025)

| Market Report | |
|--|---|
| LEAF | DUST |
| <ul style="list-style-type: none"> * Market witnessed fair demand. * Good and Best sorts sold at irregular levels following quality. * Medium and Plainer varieties followed a similar trend. | <ul style="list-style-type: none"> * Market witnessed good demand. * Good and Best sorts sold at irregular levels following quality. * Medium and Plainer teas followed a similar trend. |

| Buying Analysis | |
|--|---|
| LEAF | DUST |
| <ul style="list-style-type: none"> * Internal Mainstay. * Western India Selective * HUL / TCPL Limited enquiry. | <ul style="list-style-type: none"> * Internal Mainstay. * HUL/TCPL Selective. * Western India Good support. * Exporters Limited enquiry |

| AUCTION AVERAGES | | | | | | | | | |
|------------------|---------|---------|-------|---------|---------|--------|--------------|---------|---------|
| | 2025/26 | | | 2024/25 | | | UPTO SALE 29 | | |
| | Sale 29 | Sale 28 | +/- | Sale 29 | Sale 28 | +/- | 2025/26 | 2024/25 | 2023/24 |
| LEAF | 171.13 | 169.15 | 1.98 | 197.16 | 216.29 | -19.12 | 184.86 | 204.33 | 183.10 |
| DUST | 177.22 | 181.36 | -4.15 | 200.03 | 210.43 | -10.40 | 190.61 | 197.41 | 178.55 |
| TOTAL | 171.87 | 170.51 | 1.36 | 197.53 | 215.30 | -17.77 | 185.51 | 203.41 | 182.59 |

| STAC AUCTION AVERAGES | | | | | | | | | |
|-----------------------|---------|--------|--------|--------|--------|--------|--------|--------|--------|
| SALE | | 22 | 23 | 24 | 25 | 26 | 27 | 28 | 29 |
| LEAF | 2025/26 | 189.96 | 190.19 | 199.70 | 185.25 | 180.22 | 173.52 | 169.15 | 171.13 |
| | 2024/25 | 188.01 | 190.50 | 193.16 | 215.58 | 232.56 | 231.76 | 216.29 | 197.16 |
| DUST | 2025/26 | 196.20 | 199.82 | 207.60 | 194.75 | 181.97 | 181.49 | 181.36 | 177.22 |
| | 2024/25 | 185.29 | 178.31 | 190.79 | 195.97 | 209.82 | 215.97 | 210.43 | 200.03 |
| TOTAL | 2025/26 | 190.65 | 191.33 | 200.70 | 186.45 | 180.41 | 174.47 | 170.51 | 171.87 |
| | 2024/25 | 187.62 | 188.70 | 192.81 | 212.71 | 229.00 | 229.30 | 215.30 | 197.53 |

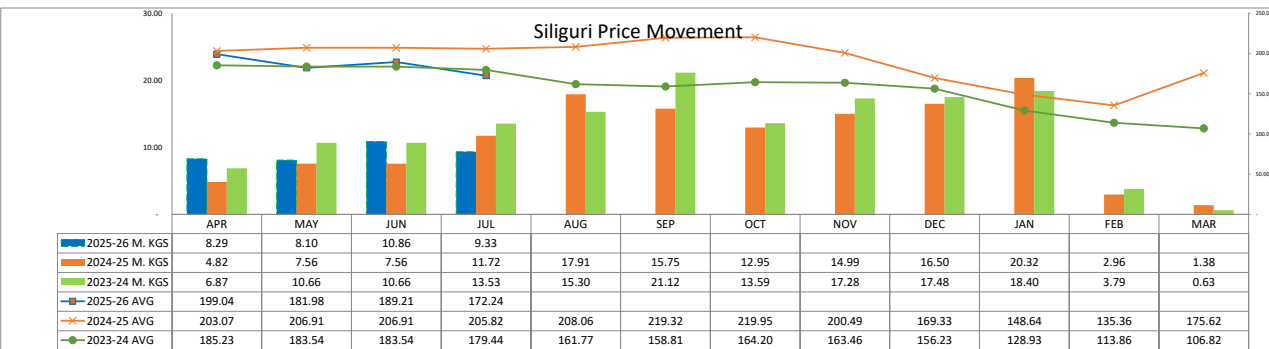


| OFFER / SOLD QUANTITY & AVERAGE PRICE (2025/26) | | | | | | | | | | | | |
|---|----------------|----------------|---------------|------------|----------------|----------------|---------------|------------|-----------------|-----------------|---------------|------------|
| BROKERS | THIS SALE | | | | LAST SALE | | | | UPTO SALE 29 | | | |
| | OFFERED | SOLD | AVG. | OUT % | OFFERED | SOLD | AVG. | OUT % | OFFERED | SOLD | AVG. | OUT % |
| BROKERS | 2840550 | 1961537 | 170.23 | 31% | 2723465 | 1902957 | 168.53 | 30% | 34611139 | 22545608 | 183.87 | 35% |
| FANNINGS | 954753 | 647788 | 179.66 | 32% | 902898 | 615624 | 175.65 | 32% | 10274460 | 6964992 | 193.27 | 32% |
| LEAF SEC. | 376806 | 248536 | 156.01 | 34% | 343245 | 247318 | 157.80 | 28% | 3950034 | 2913431 | 172.33 | 26% |
| LEAF TOTAL | 4172108 | 2857861 | 171.13 | 32% | 3969608 | 2765900 | 169.15 | 30% | 48835633 | 32424031 | 184.86 | 34% |
| DUST | THIS SALE | | | | LAST SALE | | | | TO DATE | | | |
| | OFFERED | SOLD | AVG. | OUT % | OFFERED | SOLD | AVG. | OUT % | OFFERED | SOLD | AVG. | OUT % |
| DUST | 398977 | 324268 | 182.79 | 19% | 377429 | 283956 | 187.46 | 25% | 4499095 | 3465872 | 194.46 | 23% |
| DUST SEC. | 82899 | 68219 | 150.71 | 18% | 77392 | 61856 | 153.37 | 20% | 852907 | 678257 | 170.91 | 20% |
| DUST TOTAL | 481876 | 392486 | 177.22 | 19% | 454821 | 345812 | 181.36 | 24% | 5352002 | 4144128 | 190.61 | 23% |
| TOTAL | 4653985 | 3250348 | 171.87 | 30% | 4424430 | 3111711 | 170.51 | 30% | 54187635 | 36568159 | 185.51 | 33% |

| OFFER / SOLD QUANTITY & AVERAGE PRICE | | | | | | | | | | | | |
|---------------------------------------|----------------|----------------|---------------|------------|----------------|----------------|---------------|------------|-----------------|-----------------|---------------|------------|
| LEAF | THIS SALE | | | | LAST SALE | | | | UPTO SALE 29 | | | |
| | OFFERED | SOLD | AVG. | OUT % | OFFERED | SOLD | AVG. | OUT % | OFFERED | SOLD | AVG. | OUT % |
| 2025-26 | 4172108 | 2857861 | 171.13 | 32% | 3969608 | 2765900 | 169.15 | 30% | 48835633 | 32424031 | 184.86 | 34% |
| 2024-25 | 3672605 | 2879935 | 197.16 | 22% | 2772261 | 2247298 | 216.29 | 19% | 32050836 | 25358849 | 204.33 | 21% |
| DUST | THIS SALE | | | | LAST SALE | | | | TO DATE | | | |
| | OFFERED | SOLD | AVG. | OUT % | OFFERED | SOLD | AVG. | OUT % | OFFERED | SOLD | AVG. | OUT % |
| 2025-26 | 481876 | 392486 | 177.22 | 19% | 454821 | 345812 | 181.36 | 24% | 5352002 | 4144128 | 190.61 | 23% |
| 2024-25 | 503876 | 416208 | 200.03 | 17% | 519794 | 454935 | 210.43 | 12% | 4839051 | 3919105 | 197.41 | 19% |
| TOTAL | 4653985 | 3250348 | 171.87 | 30% | 4424430 | 3111711 | 170.51 | 30% | 54187635 | 36568159 | 185.51 | 33% |
| 2025-26 | 4176481 | 3296144 | 197.53 | 21% | 3292055 | 2702232 | 215.30 | 18% | 36889887 | 29277954 | 203.41 | 21% |

| % OF TEAS SOLD | PRICE RANGE | | | | | | | | | | |
|-----------------------|-------------|------|---------|------|------|---------|------|------|---------|------|---------|
| | LEAF | | | | | DUST | | | | | |
| | 2025/26 | | 2025/26 | | | 2025/26 | | | 2025/26 | | 2025/26 |
| BELOW 100 | 22.9 | 22.5 | 7.2 | 2.1 | 1.8 | 17.1 | 11.5 | 4.7 | 2.6 | 1.2 | |
| BETWEEN 100.00-119.99 | 24.6 | 26.1 | 25.3 | 12.6 | 31.3 | 17.6 | 18.2 | 17.3 | 11.8 | 17.2 | |
| BETWEEN 120.00-139.99 | 5.5 | 6.3 | 16.3 | 19.8 | 10.8 | 8.9 | 9.4 | 15.4 | 12.5 | 13.9 | |
| BETWEEN 140.00-159.99 | 3.4 | 3.9 | 4.4 | 7.4 | 4.4 | 4.6 | 7.2 | 7.1 | 7.3 | 10.1 | |
| BETWEEN 160.00-179.99 | 3.4 | 3.0 | 3.4 | 5.3 | 4.6 | 3.8 | 5.6 | 5.7 | 7.0 | 11.4 | |
| BETWEEN 180.00-199.99 | 3.0 | 2.9 | 2.8 | 4.1 | 4.9 | 5.5 | 4.3 | 4.7 | 7.4 | 9.2 | |
| BETWEEN 200.00-219.99 | 3.7 | 3.3 | 3.8 | 5.2 | 6.5 | 6.3 | 4.6 | 5.9 | 9.3 | 9.9 | |
| BETWEEN 220.00-239.99 | 4.7 | 5.0 | 4.9 | 6.4 | 8.3 | 10.5 | 11.5 | 8.5 | 10.8 | 9.9 | |
| BETWEEN 240.00-259.99 | 7.1 | 6.2 | 6.3 | 7.3 | 7.8 | 9.4 | 10.4 | 8.5 | 10.2 | 7.3 | |
| BETWEEN 260.00-279.99 | 7.2 | 6.2 | 6.9 | 8.1 | 7.0 | 7.5 | 8.0 | 7.4 | 9.4 | 4.7 | |
| BETWEEN 280.00-299.99 | 5.2 | 5.5 | 5.6 | 6.0 | 5.1 | 4.5 | 4.9 | 5.1 | 6.0 | 3.7 | |
| 300 AND ABOVE | 9.2 | 9.1 | 13.1 | 15.8 | 7.5 | 4.4 | 4.6 | 9.8 | 5.6 | 1.5 | |

| SALE NO | FUTURE FRESH OFFERING (IN PACKAGES) | | | | | | | | |
|--------------|-------------------------------------|--------------|---------------|----------------|--------------|---------------|---------------|--------------|---------------|
| | THIS YEAR-2025 | | | LAST YEAR-2024 | | | DIFFERENCE | | |
| | LEAF | DUST | TOTAL | LEAF | DUST | TOTAL | LEAF | DUST | TOTAL |
| 29 | 98388 | 12549 | 110937 | 117345 | 9145 | 126490 | -18957 | 3404 | -15553 |
| 30 | 112251 | 13245 | 125496 | 121990 | 9966 | 131956 | -9739 | 3279 | -6460 |
| 31 | 122903 | 12552 | 135455 | 121384 | 9209 | 130593 | 1519 | 3343 | 4862 |
| TOTAL | 333542 | 38346 | 371888 | 360719 | 28320 | 389039 | -27177 | 10026 | -10691 |



| STAC BUYING (ALL TEAS) FOR THE SALE 29 | | | | | | | | | | | | |
|--|------------------|---------------|-----|--------------|----------------|---------------|-----|--------------|------------------|---------------|-----|------|
| OFFER | CTC LEAF | | | | DUST | | | | TOTAL | | | |
| | KGS | AVG | % | ZONE | KGS | AVG | % | ZONE | KGS | AVG | % | ZONE |
| OFFER | 4,172,108 | | | | 481,876 | | | | 4,653,985 | | | |
| SOLD | 2,857,861 | | | | 392,486 | | | | 3,250,348 | | | |
| SOLD % | 68% | | | | 81% | | | | 70% | | | |
| Local | 1,096,671.4 | 165.16 | 38% | Local | 151,020.8 | 198.59 | 38% | Local | 1,247,692.2 | 169.21 | 38% | |
| N.India | 714,266.0 | 178.31 | 25% | N.India | 92,061.1 | 181.49 | 23% | N.India | 773,501.7 | 179.03 | 24% | |
| W.India | 272,847.8 | 172.91 | 10% | N.India | 59,235.7 | 187.76 | 15% | W.India | 364,908.9 | 175.07 | 11% | |
| R.Pack | 246,045.4 | 261.34 | 9% | Exports | 20,710.7 | 124.45 | 5% | R.Pack | 264,601.2 | 251.52 | 8% | |
| Others | 152,826.6 | 156.88 | 5% | R.Pack | 18,555.8 | 121.29 | 5% | Packeteers | 160,424.7 | 126.42 | 5% | |
| Packeteers | 151,250.2 | 126.21 | 5% | TCPL | 11,672.7 | 179.73 | 3% | Others | 156,287.2 | 156.67 | 5% | |
| TCPL | 98,257.6 | 100.61 | 3% | HUL | 10,809.8 | 111.01 | 3% | TCPL | 109,930.3 | 109.01 | 3% | |
| HUL | 78,839.4 | 102.73 | 3% | Packeteers | 9,174.5 | 129.92 | 2% | HUL | 89,649.2 | 103.72 | 3% | |
| C.India | 26,868.0 | 171.31 | 1% | C.India | 4,299.3 | 189.04 | 1% | C.India | 31,167.3 | 173.76 | 1% | |
| Exports | 7,742.6 | 105.76 | 0% | Others | 3,460.6 | 147.35 | 1% | Exports | 28,453.3 | 119.37 | 1% | |
| S.India | 4,702.0 | 186.69 | 0% | | | | | S.India | 4,702.0 | 186.69 | 0% | |
| TOTAL | 2,857,861 | 171.13 | | TOTAL | 392,486 | 177.22 | | TOTAL | 3,250,348 | 171.87 | | |

| DOOARS BATTING ORDER (STAC+CTTA) UPTO SALE 29 | | | | |
|---|-----------|--------|------------|--------|
| MARK | 2025-26 | | 2024-25 | |
| | KGS | AVG | KGS | AVG |
| KARTICK | 123068.30 | 372.15 | 85,773.30 | 382.90 |
| BINAGURI | 291787.70 | 354.21 | 303,728.60 | 309.63 |
| ARYAMAN | 38378.00 | 342.08 | | |
| GHATIAROYAL | 86863.80 | 335.36 | 15,969.00 | 324.08 |
| RYDAK | 190255.50 | 331.83 | 151,433.80 | 345.24 |
| BARADIGHI | 155796.90 | 330.39 | 138,934.50 | 332.63 |
| GULMA | 259906.00 | 330.23 | 118,808.40 | 319.71 |
| NEPUCHAPUR | 154823.50 | 326.90 | 144,625.70 | 312.30 |
| LAKHIPARA | 72493.50 | 322.73 | 4,509.60 | 276.63 |
| JITI | 230016.50 | 321.46 | 360,330.60 | 309.21 |
| BHATKAWA | 76787.00 | 321.16 | 91,618.70 | 320.75 |
| HOPE | 116637.50 | 320.70 | 193,257.60 | 312.21 |
| PAHARGOOMIAH | 222894.80 | 316.64 | 164,326.80 | 304.73 |
| KARALAVALLEYROYAL | 85244.20 | 313.86 | 76,130.70 | 295.23 |
| CHULSA | 49379.90 | 313.48 | 109,664.80 | 337.62 |
| MORAGHAT | 218068.20 | 311.67 | 240,864.30 | 306.83 |
| DALGAON | 197369.90 | 311.58 | 190,500.50 | 326.09 |
| MAINAKROYAAL | 39649.40 | 309.31 | 9,479.80 | 316.09 |
| ZURRENTEE | 110741.90 | 306.78 | 99,068.70 | 291.03 |
| MEENGLAS | 299783.00 | 304.38 | 238,196.13 | 296.61 |
| GOPALPUR | 103985.80 | 303.60 | 109,932.20 | 274.54 |
| SHIKARPURGOLD | 3176.70 | 303.43 | 17,061.30 | 202.00 |
| CHALOUNI | 33954.30 | 303.37 | 162,038.10 | 309.38 |
| KUMARGRAM | 139664.60 | 301.68 | 234,639.60 | 312.26 |
| SANKOS | 218432.20 | 298.65 | 306,848.70 | 304.78 |

Market Report (NBTAC) JALPAIGURI

- * Market witnessed fair demand.
- * BLF teas sold at irregular levels following quality.

Buying Analysis

- * Internal Operated
- * Western India Selective
- * Local packeteers Operated

AUCTION AVERAGES

| | 2025/26 | | |
|-------|---------|---------|-------|
| | Sale 28 | Sale 27 | +/- |
| LEAF | 107.79 | 117.00 | -9.21 |
| DUST | 96.00 | 103.00 | -7.00 |
| TOTAL | 107.53 | 116.67 | -9.15 |

FUTURE FRESH OFFERING (IN PACKAGES)

| SALE NO | THIS YEAR-2025 | | |
|---------|----------------|------|-------|
| | LEAF | DUST | TOTAL |
| 28 | 2728 | 41 | 2769 |
| 29 | 1221 | 25 | 1246 |
| 30 | 1378 | 0 | 1378 |
| TOTAL | 5327 | 66 | 5393 |

Follow us on:

